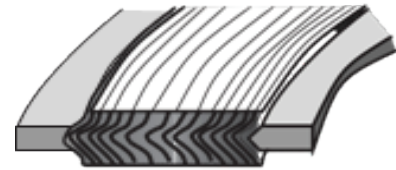


CG



CGI


Spiral wounds are available in a fill range of styles and material and are manufactured in accordance with ASME B16.20 for use in all industrial flanges, including ASME/ANSI B16.5, ASME B 16.47, Series A & B.

CG TYPE.- Solid outer ring accurately locates the gasket on the flange face to give the additional radial strength to prevent the gasket blowout and acts as a compression limiter. In case of installing the outer ring, it is very easy to install the gasket to flange face because the end of outer ring will touch at bolts - suitable for use with flat face and raised face flanges. For class 900 and above an internal ring is recommended.


CGI TYPE .- An inner ring and outer ring type gasket will give an additional compression limiting stopper for gasket inner and outer side. It will prevent the corrosions on flange face at annular space. - suitable for use with flat face and raised face flanges and specified for high pressure / temperature service - Class 900 and above or where corrosive or toxic media are present are recommended.

APPLICATIONS

GENERAL DUTY




Raised Face Winding w/Centering Ring




Flat Face Winding w/Centering Ring

HIGH PRESSURE



Raised Face Winding w/Inner & Centering Ring



Flat Face Winding w/Inner & Centering Ring

MATERIAL	TEMPERATURE RANGE	COLOR
304 SS / 304L SS	-320 °F 1400 °F	Yellow
316L SS	-150 °F 1400 °F	Green

STYLE CG

Flange Size	Filler O.D.		I.D.								O.D.						
	150-600	900-2500	150	300	400	600	900	1500	1,500	2,500	150	300	400	600	900	1,500	2,500
½"	1.25	1.25	0.75	0.75	0.75	0.75	0.75	0.75	0.75	0.75	1.88	2.13	2.13	2.13	2.50	2.50	2.75
¾"	1.56	1.56	1.00	1.00	1.00	1.00	1.00	1.00	1.00	1.00	2.25	2.63	2.63	2.63	2.75	2.75	3.00
1"	1.88	1.88	1.25	1.25	1.25	1.25	1.25	1.25	1.25	1.25	2.63	2.88	2.88	2.88	3.13	3.13	3.38
1¼"	2.38	2.38	1.88	1.88	1.88	1.88	1.56	1.56	1.56	1.56	3.00	3.25	3.25	3.25	3.50	3.50	4.13
1½"	2.75	2.75	2.13	2.13	2.13	2.13	1.88	1.88	1.88	1.88	3.38	3.75	3.75	3.75	3.88	3.88	4.63
2"	3.38	3.38	2.75	2.75	2.75	2.75	2.31	2.31	2.31	2.31	4.13	4.38	4.38	4.38	5.63	5.63	5.75
2½"	3.88	3.88	3.25	3.25	3.25	3.25	2.75	2.75	2.75	2.75	4.88	5.13	5.13	5.13	6.50	6.50	6.63
3"	4.75	4.75	4.00	4.00	4.00	4.00	3.75	3.75	3.75	3.63	5.38	5.88	5.88	5.88	6.63	6.88	7.75
4"	5.88	5.88	5.00	5.00	4.75	4.75	4.75	4.75	4.75	4.63	6.88	7.13	7.00	7.63	8.13	8.25	9.25
5"	7.00	7.00	6.13	6.13	5.81	5.81	5.81	5.81	5.81	5.63	7.75	8.50	8.38	9.50	9.75	10.00	11.00
6"	8.25	8.25	7.19	7.19	6.88	6.88	6.88	6.88	6.88	6.75	8.75	9.88	9.75	10.50	11.38	11.13	12.50
8"	10.38	10.13	9.19	9.19	8.88	8.88	8.75	8.75	8.75	8.50	11.00	12.13	12.00	12.63	14.13	13.88	15.25
10"	12.50	12.25	11.31	11.31	10.81	10.81	10.88	10.88	10.88	10.63	13.38	14.25	14.13	15.75	17.13	17.13	18.75
12"	14.75	14.50	13.36	13.36	12.88	12.88	12.75	12.75	12.75	12.50	16.13	16.63	16.50	18.00	19.63	20.50	21.63
14"	16.00	15.75	14.63	14.63	14.25	14.25	14.00	14.00	14.25		17.75	19.13	16.00	19.38	20.50	22.75	
16"	18.25	18.00	16.63	16.63	16.25	16.25	16.25	16.25	16.00		20.25	21.25	21.13	22.25	22.63	25.25	
18"	20.75	20.50	18.69	18.69	18.50	18.50	18.25	18.25	18.25		21.63	23.50	23.38	24.13	25.13	27.75	
20"	22.75	22.50	20.69	20.69	20.50	20.50	20.50	20.50	20.25		23.88	25.75	25.50	26.88	27.50	29.75	
24"	27.00	26.75	24.75	24.75	24.75	24.75	24.75	24.75	24.25		28.25	30.50	30.25	31.13	33.00	35.50	

STYLE CGI - INNER RING

Flange Size	150	300	400	600	900	1,500	2,500
½"	0.56	0.56		0.56		0.56	0.56
¾"	0.81	0.81		0.81		0.81	0.81
1"	1.06	1.06		1.06		1.06	1.06
1¼"	1.50	1.50		1.50		1.31	1.31
1½"	1.75	1.75		1.75		1.63	1.63
2"	2.19	2.19		2.19		2.06	2.06
2½"	2.62	2.62		2.62		2.50	2.50
3"	3.19	3.19		3.10	3.10	3.10	3.10
4"	4.19	4.19	4.04	4.04	4.04	3.85	3.85
5"	5.19	5.19	5.05	5.05	5.05	4.90	4.90
6"	6.19	6.19	6.10	6.10	6.10	5.80	5.80
8"	8.50	8.50	8.10	8.10	7.75	7.75	7.75
10"	10.56	10.56	10.05	10.05	7.69	9.69	9.69
12"	12.50	12.50	12.10	12.10	11.50	11.50	11.50
14"	13.75	13.75	13.50	13.50	12.63	12.63	
16"	15.75	15.75	15.35	15.35	14.75	14.50	
18"	17.69	17.69	17.25	17.25	16.75	16.75	
20"	19.69	19.69	19.25	19.25	19.00	18.75	
24"	23.75	23.75	23.25	23.25	23.25	22.75	

Series A Flanges 22" and Over

Nom. Pipe Size	Class 150				Class 300				Class 400			
	Inner Ring I.D.	Sealing Element I.D.	O.D.	Centering Ring O.D.	Inner Ring I.D.	Sealing Element I.D.	O.D.	Centering Ring O.D.	Inner Ring I.D.	Sealing Element I.D.	O.D.	Centering Ring O.D.
22	-	22.75	24	26	-	22.75	24.75	27.75	-	22.75	24.75	27.62
26	25.75	26.50	27.75	30.50	25.75	27	29	32.87	26	27	29	32.75
28	27.75	28.50	29.75	32.75	27.75	29	31	35.37	28	29	31	35.12
30	29.75	30.50	31.75	34.75	29.75	31.25	33.25	37.50	29.75	31.25	33.25	37.25
32	31.75	32.50	33.87	37	31.75	33.50	35.50	39.62	32	33.50	35.50	39.50
34	33.75	34.50	35.87	39	33.75	35.50	37.50	41.62	34	35.50	37.50	41.50
36	35.75	36.50	38.12	41.25	35.75	37.62	39.62	44	36.12	37.62	39.62	44
38	37.75	38.50	40.12	43.75	37.50	38.50	40	41.50	37.50	38.25	40.25	42.25
40	39.75	40.50	42.12	45.75	39.50	40.25	42.12	43.87	39.37	40.37	42.37	44.37
42	41.75	42.50	44.25	48	41.50	42.25	44.12	45.87	41.37	42.37	44.37	46.37
44	43.75	44.50	46.37	50.25	43.50	44.50	46.50	48	43.50	44.50	46.50	48.50
46	45.75	46.50	48.37	52.25	45.37	46.37	48.37	50.12	46	47	49	50.75
48	47.75	48.50	50.37	54.50	47.62	48.62	50.62	52.12	47.50	49	51	53
50	49.75	50.50	52.50	56.50	49	51	53	54.25	49.50	51	53	55.25
52	51.75	52.50	54.50	58.37	52	53	55	56.25	51.50	53	55	57.25
54	53.50	54.50	56.50	61	53.25	55.25	57.25	58.75	53.25	55.25	57.25	59.75
56	55.50	56.50	58.50	63.25	55.25	57.25	59.25	60.75	55.25	57.25	59.25	61.75
58	57.50	58.50	60.50	65.50	57	59.50	61.50	62.75	57.25	59.25	61.25	63.75
60	59.50	60.50	62.50	67.50	60	61.50	63.50	64.75	59.75	61.75	63.75	66.25

Nom. Pipe Size	Class 600				Class 900			
	Inner Ring I.D.	Sealing Element I.D.	O.D.	Centering Ring O.D.	Inner Ring I.D.	Sealing Element I.D.	O.D.	Centering Ring O.D.
22	-	229.75	249.75	28.87	-	-	-	-
26	25.50	27	29	34.12	26	27	29	349.75
28	27.50	29	31	36	28	29	31	37.25
30	299.75	31.25	33.25	38.25	30.25	31.25	33.25	399.75
32	32	33.50	35.50	40.25	32	33.50	35.50	42.25
34	34	35.50	37.50	42.25	34	35.50	37.50	449.75
36	36.12	37.62	39.62	44.50	36.25	379.75	399.75	47.25
38	37.50	39	41	43.50	399.75	409.75	429.75	47.25
40	39.75	41.25	43.25	45.50	419.75	43.25	45.25	49.25
42	42	43.50	45.50	48	439.75	45.25	47.50	51.25
44	439.75	459.75	479.75	50	45.50	47.50	49.50	53.87
46	459.75	479.75	499.75	52.25	48	50	52	56.50
48	48	50	52	549.75	50	52	54	58.50
50	50	52	54	57	-	-	-	-
52	52	54	56	59	-	-	-	-
54	54.25	56.25	58.25	61.25	-	-	-	-
56	56.25	58.25	60.25	63.50	-	-	-	-
58	58	60.50	62.50	65.50	-	-	-	-
60	60.25	629.75	649.75	68.25	-	-	-	-