



ANSI B16.5 CLASS 150 BLIND FLANGES							
Nominal Pipe Size	Outside Diameter (O)	Thickness (T)	Raised Face Diameter (R)	Number of Holes	Diameter of Holes	Bolt Circle (C)	Approximate Weight (lbs)
½	3.50	0.44	1.38	4	0.63	2.38	1
¾	3.88	0.50	1.69	4	0.63	2.75	2
1	4.25	0.56	2.00	4	0.63	3.13	2
1¼	4.63	0.63	2.50	4	0.63	3.50	3
1½	5.00	0.69	2.88	4	0.63	3.88	4
2	6.00	0.75	3.63	4	0.75	4.75	5
2½	7.00	0.88	4.13	4	0.75	5.50	7
3	7.50	0.94	5.00	4	0.75	6.00	9
3½	8.50	0.94	5.50	8	0.75	7.00	13
4	9.00	0.94	6.19	8	0.75	7.50	17
5	10.00	0.94	7.13	8	0.88	8.50	20
6	11.00	1.00	8.50	8	0.88	9.50	26
8	13.50	1.13	10.63	8	0.88	11.75	45
10	16.00	1.19	12.75	12	1.00	14.25	70
12	19.00	1.25	15.00	12	1.00	17.00	110
14	21.00	1.38	16.25	12	1.13	18.75	140
16	23.50	1.44	18.50	16	1.13	21.25	180
18	25.00	1.56	21.00	16	1.25	22.75	220
20	27.50	1.69	23.00	20	1.25	25.00	285
22	29.50	1.81	25.25	20	1.38	27.25	355
24	32.00	1.88	27.25	20	1.38	29.50	430

\*All dimensions are in inches.  
 These flanges will be furnished with a 1/16" raised face unless otherwise specified.  
 Flat face option available.




ANSI B16.5 CLASS 300 BLIND FLANGES							
Nominal Pipe Size	Outside Diameter (O)	Thickness (T)	Raised Face Diameter (R)	Number of Holes	Diameter of Holes	Bolt Circle (C)	Approximate Weight (lbs)
½	3.75	0.56	1.38	4	0.63	2.63	2
¾	4.63	0.63	1.69	4	0.75	3.25	3
1	4.88	0.69	2.00	4	0.75	3.50	3
1¼	5.25	0.75	2.50	4	0.75	3.88	4
1½	6.13	0.81	2.88	4	0.88	4.50	6
2	6.50	0.88	3.63	8	0.75	5.00	8
2½	7.50	1.00	4.13	8	0.88	5.88	12
3	8.25	1.13	5.00	8	0.88	6.63	16
3½	9.00	1.19	5.50	8	0.88	7.25	21
4	10.00	1.25	6.19	8	0.88	7.88	27
5	11.00	1.38	7.13	8	0.88	9.25	35
6	12.50	1.44	8.50	12	0.88	10.63	50
8	15.00	1.63	10.63	12	1.00	13.00	81
10	17.50	1.88	12.75	16	1.13	15.25	124
12	20.50	2.00	15.00	16	1.25	17.75	185
14	23.00	2.13	16.25	20	1.25	20.25	250
16	25.50	2.25	18.50	20	1.38	22.50	295
18	28.00	2.38	21.00	24	1.38	24.75	395
20	30.50	2.50	23.00	24	1.38	27.00	505
22	33.00	2.63	25.25	24	1.63	29.25	640
24	36.00	2.75	27.25	24	1.63	32.00	790

\*All dimensions are in inches.  
 These flanges will be furnished with a 1/16" raised face unless otherwise specified.  
 Flat face option available.




ANSI B16.5 CLASS 600 BLIND FLANGES							
Nominal Pipe Size	Outside Diameter (O)	Thickness (T)	Raised Face Diameter (R)	Number of Holes	Diameter of Holes	Bolt Circle (C)	Approximate Weight (lbs)
½	3.75	0.56	1.38	4	0.63	2.63	2
¾	4.63	0.63	1.69	4	0.75	3.25	3
1	4.88	0.69	2.00	4	0.75	3.50	4
1¼	5.25	0.81	2.50	4	0.75	3.88	5
1½	6.13	0.88	2.88	4	0.88	4.50	8
2	6.50	1.00	3.63	8	0.75	5.00	10
2½	7.50	1.13	4.13	8	0.88	5.88	15
3	8.25	1.25	5.00	8	0.88	6.63	20
3½	9.00	1.38	5.50	8	1.00	7.25	29
4	10.75	1.50	6.19	8	1.00	8.50	41
5	13.00	1.75	7.13	8	1.13	10.50	68
6	14.00	1.88	8.50	12	1.13	11.50	86
8	16.50	2.19	10.63	12	1.25	13.75	140
10	20.00	2.50	12.75	16	1.38	17.00	230
12	22.00	2.63	15.00	20	1.38	19.25	295
14	23.75	2.75	16.25	20	1.50	20.75	355
16	27.00	3.00	18.50	20	1.63	23.75	495
18	29.25	3.25	21.00	20	1.75	25.75	630
20	32.00	3.50	23.00	24	1.75	28.50	810
22	34.25	3.75	25.25	24	1.88	30.63	1000
24	37.00	4.00	27.25	24	2.00	33.00	1250

\*All dimensions are in inches.  
 These flanges will be furnished with a 1/4" raised face unless otherwise specified.  
 Flat face option available.



ANSI B16.5 CLASS 900 BLIND FLANGES							
Nominal Pipe Size	Outside Diameter (O)	Thickness (T)	Raised Face Diameter (R)	Number of Holes	Diameter of Holes	Bolt Circle (C)	Approximate Weight (lbs)
½	4.75	0.88	1.38	4	0.88	3.25	4
¾	5.13	1.00	1.69	4	0.88	3.50	6
1	5.88	1.13	2.00	4	1.00	4.00	8
1¼	6.25	1.13	2.50	4	1.00	4.38	9
1½	7.00	1.25	2.88	4	1.13	4.88	13
2	8.50	1.50	3.63	8	1.00	6.50	25
2½	9.63	1.63	4.13	8	1.13	7.50	35
3	9.50	1.50	5.00	8	1.00	7.50	29
4	11.50	1.75	6.19	8	1.25	9.25	54
5	13.75	2.00	7.13	8	1.38	11.00	87
6	15.00	2.19	8.50	12	1.25	12.50	115
8	18.50	2.50	10.63	12	1.50	15.50	200
10	21.50	2.75	12.75	16	1.50	18.50	290
12	24.00	3.13	15.00	20	1.50	21.00	415
14	25.25	3.38	16.25	20	1.63	22.00	520
16	27.75	3.50	18.50	20	1.75	24.25	600
18	31.00	4.00	21.00	20	2.00	27.00	850
20	33.75	4.25	23.00	20	2.13	29.50	1075
24	41.00	5.50	27.25	20	2.63	35.50	2025

\*All dimensions are in inches.  
 These flanges will be furnished with a 1/4" raised face unless otherwise specified.  
 Flat face option available.



ANSI B16.5 CLASS 1500 BLIND FLANGES							
Nominal Pipe Size	Outside Diameter (O)	Thickness (T)	Raised Face Diameter (R)	Number of Holes	Diameter of Holes	Bolt Circle (C)	Approximate Weight (lbs)
½	4.75	0.88	1.38	4	0.88	3.25	4
¾	5.13	1.00	1.69	4	0.88	3.50	6
1	5.88	1.13	2.00	4	1.00	4.00	8
1¼	6.25	1.13	2.50	4	1.00	4.38	9
1½	7.00	1.25	2.88	4	1.13	4.88	13
2	8.50	1.50	3.63	8	1.00	6.50	25
2½	9.63	1.63	4.13	8	1.13	7.50	36
3	10.50	1.85	5.00	8	1.25	8.00	48
4	12.25	2.13	6.19	8	1.38	9.50	73
5	14.75	2.88	7.13	8	1.63	11.50	140
6	15.50	3.25	8.50	12	1.50	12.50	160
8	19.00	3.63	10.63	12	1.75	15.50	300
10	23.00	4.25	12.75	12	2.00	19.00	510
12	26.50	4.88	15.00	16	2.13	22.50	690
14	29.50	5.25	16.25	16	2.38	25.00	975
16	32.50	5.75	18.50	16	2.63	27.75	1300
18	36.00	6.38	21.00	16	2.88	30.50	1750
20	38.75	7.00	23.00	16	3.13	32.75	2225
24	46.00	8.00	27.25	16	3.63	39.00	3625

\*All dimensions are in inches.  
 These flanges will be furnished with a 1/4" raised face unless otherwise specified.  
 Flat face option available.