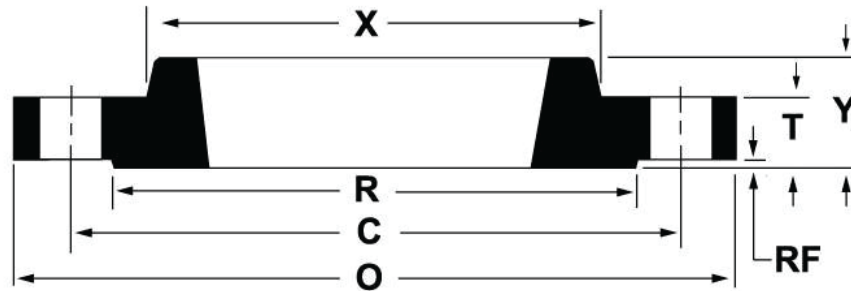


ANSI B16.5 CLASS 150 THREADED FLANGES

Nominal Pipe Size	Outside Diameter (O)	Thickness (T)	Raised Face Diameter (R)	Length Thru Hub (Y)	Hub Diameter (X)	Bore (B)	Number of Holes	Diameter of Holes	Bolt Circle (C)	Approximate Weight (lbs)
½	3.50	0.44	1.38	0.63	1.19	0.88	4	0.63	2.38	1
¾	3.88	0.50	1.69	0.63	1.50	1.09	4	0.63	2.75	2
1	4.25	0.56	2.00	0.69	1.94	1.36	4	0.63	3.13	2
1¼	4.63	0.63	2.50	0.81	2.31	1.70	4	0.63	3.50	3
1½	5.00	0.69	2.88	0.88	2.56	1.95	4	0.63	3.88	3
2	6.00	0.75	3.63	1.00	3.06	2.44	4	0.75	4.75	5
2½	7.00	0.88	4.13	1.13	3.56	2.94	4	0.75	5.50	7
3	7.50	0.94	5.00	1.19	4.25	3.57	4	0.75	6.00	8
3½	8.50	0.94	5.50	1.25	4.81	4.07	8	0.75	7.00	11
4	9.00	0.94	6.19	1.31	5.31	4.57	8	0.75	7.50	13
5	10.00	0.94	7.13	1.44	6.44	5.66	8	0.88	8.50	15
6	11.00	1.00	8.50	1.56	7.56	6.72	8	0.88	9.50	19
8	13.50	1.13	10.63	1.75	9.69	8.72	8	0.88	11.75	30
10	16.00	1.19	12.75	1.94	12.00	10.88	12	1.00	14.25	43
12	19.00	1.25	15.00	2.19	14.38	12.88	12	1.00	17.00	64
14	21.00	1.38	16.25	2.25	15.75	14.14	12	1.13	18.75	90
16	23.50	1.44	18.50	2.50	18.00	16.16	16	1.13	21.25	98
18	25.00	1.56	21.00	2.69	19.88	18.18	16	1.25	22.75	130
20	27.50	1.69	23.00	2.88	22.00	20.20	20	1.25	25.00	165
22	29.50	1.81	25.25	3.13	24.25	22.22	20	1.38	27.25	185
24	32.00	1.88	27.25	3.25	26.13	24.25	20	1.38	29.50	220

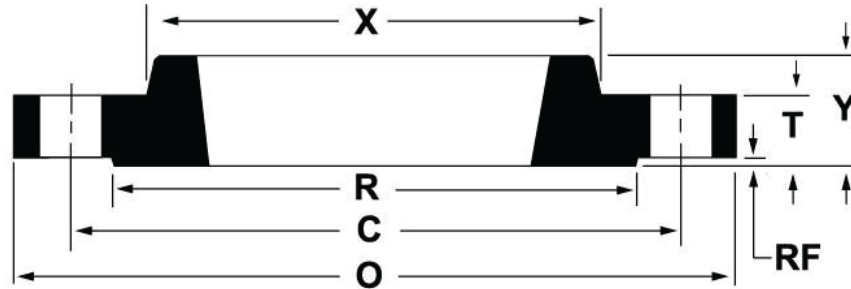
*All dimensions are in inches.
 These flanges will be furnished with a 1/16" raised face unless otherwise specified.
 Flat face option available.



ANSI B16.5 CLASS 300 THREADED FLANGES

Nominal Pipe Size	Outside Diameter (O)	Thickness (T)	Raised Face Diameter (R)	Lenght Thru Hub (Y)	Hub Diameter (X)	Number of Holes	Diameter of Holes	Bolt Circle (C)	Approximate Weight (lbs)
½	3.75	0.56	1.38	0.88	1.50	4	0.63	2.63	2
¾	4.63	0.63	1.69	1.00	1.88	4	0.75	3.25	3
1	4.88	0.69	2.00	1.06	2.13	4	0.75	3.50	3
1¼	5.25	0.75	2.50	1.06	2.50	4	0.75	3.88	4
1½	6.13	0.81	2.88	1.19	2.75	4	0.88	4.50	6
2	6.50	0.88	3.63	1.31	3.31	8	0.75	5.00	7
2½	7.50	1.00	4.13	1.50	3.94	8	0.88	5.88	10
3	8.25	1.13	5.00	1.69	4.63	8	0.88	6.63	13
3½	9.00	1.19	5.50	1.75	5.25	8	0.88	7.25	17
4	10.00	1.25	6.19	1.88	5.75	8	0.88	7.88	22
5	11.00	1.38	7.13	2.00	7.00	8	0.88	9.25	28
6	12.50	1.44	8.50	2.06	8.13	12	0.88	10.63	39
8	15.00	1.63	10.63	2.44	10.25	12	1.00	13.00	58
10	17.50	1.88	12.75	2.62	12.63	16	1.13	15.25	81
12	20.50	2.00	15.00	2.88	14.75	16	1.25	17.75	115
14	23.00	2.13	16.25	3.00	16.75	20	1.25	20.25	165
16	25.50	2.25	18.50	3.25	19.00	20	1.38	22.50	190
18	28.00	2.38	21.00	3.50	21.00	24	1.38	24.75	250
20	30.50	2.50	23.00	3.75	23.13	24	1.38	27.00	315
22	33.00	2.63	25.25	4.00	25.25	24	1.63	29.25	370
24	36.00	2.75	27.25	4.19	27.63	24	1.63	32.00	475

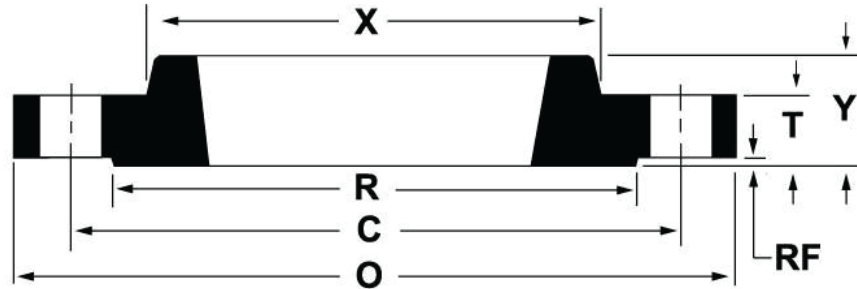
*All dimensions are in inches.
 These flanges will be furnished with a 1/16" raised face unless otherwise specified.
 Flat face option available.



ANSI B16.5 CLASS 600 THREADED FLANGES

Nominal Pipe Size	Outside Diameter (O)	Thickness (T)	Raised Face Diameter (R)	Length Thru Hub (Y)	Hub Diameter (X)	Number of Holes	Diameter of Holes	Bolt Circle (C)	Approximate Weight (lbs)
½	3.75	0.56	1.38	0.88	1.50	4	0.63	2.63	2
¾	4.63	0.63	1.69	1.00	1.88	4	0.75	3.25	3
1	4.88	0.69	2.00	1.06	2.13	4	0.75	3.50	4
1¼	5.25	0.81	2.50	1.13	2.50	4	0.75	3.88	5
1½	6.13	0.88	2.88	1.25	2.75	4	0.88	4.50	7
2	6.50	1.00	3.63	1.44	3.31	8	0.75	5.00	9
2½	7.50	1.13	4.13	1.63	3.94	8	0.88	5.88	13
3	8.25	1.25	5.00	1.81	4.63	8	0.88	6.63	16
3½	9.00	1.38	5.50	1.94	5.25	8	1.00	7.25	21
4	10.75	1.50	6.19	2.13	6.00	8	1.00	8.50	37
5	13.00	1.75	7.13	2.38	7.44	8	1.13	10.50	63
6	14.00	1.88	8.50	2.63	8.75	12	1.13	11.50	80
8	16.50	2.19	10.63	3.00	10.75	12	1.25	13.75	115
10	20.00	2.50	12.75	3.38	13.50	16	1.38	17.00	170
12	22.00	2.63	15.00	3.63	15.75	20	1.38	19.25	200
14	23.75	2.75	16.25	3.69	17.00	20	1.50	20.75	230
16	27.00	3.00	18.50	4.19	19.50	20	1.63	23.75	330
18	29.25	3.25	21.00	4.63	21.50	20	1.75	25.75	400
20	32.00	3.50	23.00	5.00	24.00	24	1.75	28.50	510
22	34.25	3.75	25.25	5.25	26.25	24	1.88	30.63	590
24	37.00	4.00	27.25	5.50	28.25	24	2.00	33.00	730

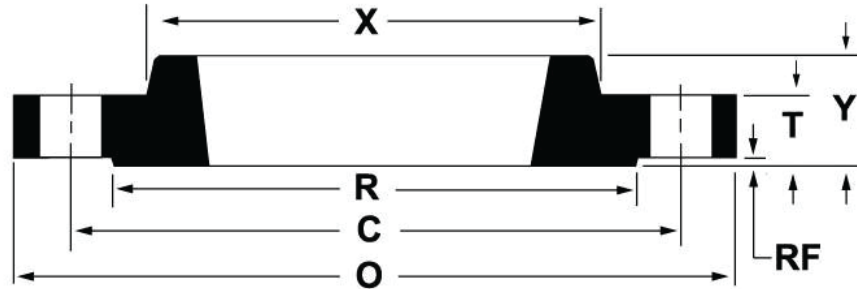
*All dimensions are in inches.
 These flanges will be furnished with a 1/4" raised face unless otherwise specified.
 Flat face option available.



ANSI B16.5 CLASS 900 THREADED FLANGES

Nominal Pipe Size	Outside Diameter (O)	Thickness (T)	Raised Face Diameter (R)	Lenght Thru Hub (Y)	Hub Diameter (X)	Number of Holes	Diameter of Holes	Bolt Circle (C)	Approximate Weight (lbs)
½	4.75	0.88	1.38	1.25	1.50	4	0.88	3.25	4
¾	5.13	1.00	1.69	1.38	1.75	4	0.88	3.50	5
1	5.88	1.13	2.00	1.63	2.06	4	1.00	4.00	8
1¼	6.25	1.13	2.50	1.63	2.50	4	1.00	4.38	9
1½	7.00	1.25	2.88	1.75	2.75	4	1.13	4.88	12
2	8.50	1.50	3.63	2.25	4.13	8	1.00	6.50	25
2½	9.63	1.63	4.13	2.50	4.88	8	1.13	7.50	36
3	9.50	1.50	5.00	2.13	5.00	8	1.00	7.50	26
4	11.50	1.75	6.19	2.75	6.25	8	1.25	9.25	53
5	13.75	2.00	7.13	3.13	7.50	8	1.38	11.00	83
6	15.00	2.19	8.50	3.38	9.25	12	1.25	12.50	110
8	18.50	2.50	10.63	4.00	11.75	12	1.50	15.50	170
10	21.50	2.75	12.75	4.25	14.50	16	1.50	18.50	245
12	24.00	3.13	15.00	4.63	16.50	20	1.50	21.00	325
14	25.25	3.38	16.25	5.13	17.75	20	1.63	22.00	400
16	27.75	3.50	18.50	5.25	20.00	20	1.75	24.25	425
18	31.00	4.00	21.00	6.00	22.25	20	2.00	27.00	600
20	33.75	4.25	23.00	6.25	24.50	20	2.13	29.50	730
24	41.00	5.50	27.25	8.00	29.50	20	2.63	35.50	1400

*All dimensions are in inches.
 These flanges will be furnished with a 1/4" raised face unless otherwise specified.
 Flat face option available.



ANSI B16.5 CLASS 1500 THREADED FLANGES

Nominal Pipe Size	Outside Diameter (O)	Thickness (T)	Raised Face Diameter (R)	Length Thru Hub (Y)	Hub Diameter (X)	Number of Holes	Diameter of Holes	Bolt Circle (C)	Approximate Weight (lbs)
½	4.75	0.88	1.38	1.25	1.50	4	0.88	3.25	4
¾	5.13	1.00	1.69	1.38	1.75	4	0.88	3.50	5
1	5.88	1.13	2.00	1.63	2.06	4	1.00	4.00	8
1¼	6.25	1.13	2.50	1.63	2.50	4	1.00	4.38	9
1½	7.00	1.25	2.88	1.75	2.75	4	1.13	4.88	12
2	8.50	1.50	3.63	2.25	4.13	8	1.00	6.50	25
2½	9.63	1.63	4.13	2.50	4.88	8	1.13	7.50	36
3	10.50	1.88	5.00	2.88	5.25	8	1.25	8.00	48
4	12.25	2.13	6.19	3.56	6.38	8	1.38	9.50	73
5	14.75	2.88	7.31	4.13	7.75	8	1.63	11.50	130
6	15.50	3.25	8.50	4.69	9.00	12	1.50	12.50	165
8	19.00	3.63	10.63	5.63	11.50	12	1.75	15.50	260
10	23.00	4.25	12.75	6.25	14.50	12	2.00	19.00	435
12	26.50	4.88	15.00	7.13	17.75	16	2.13	22.50	580

*All dimensions are in inches.
 These flanges will be furnished with a 1/4" raised face unless otherwise specified.
 Flat face option available.